



SMP-ED20

SMP's innovative SMP-ED20 utilizes the latest LED technology. It provides a variety of healthcare facilities with clear, natural lighting, true color rendering, energy efficient and ergonomic integrity. The SMP-ED20 offers seven powerful LED's which work in tandem to provide 50,000 lux, illuminating the exam area with clear, natural color rendering for a variety of examination procedures. The color temperature of the light can be modified using different combinations of LED's which permit distinguishing the most subtle of color tones and characteristics in skin tissue with greater detail. In addition, five dimming levels assist in the comfort of both the patient and caregiver.

FEATURES AND BENEFITS

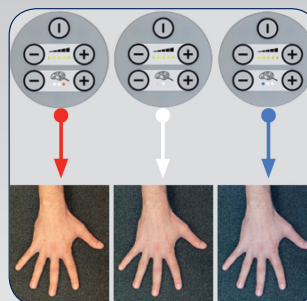
- 5 light dimming levels
- Three color shades (*See color chart*)
- Easy access of dimming & controls on the lamp head
- 50,000 hours maintenance-free at 100% efficiency
- Color rendering index Ra = 95 and R9(red) > 95
- Heat dissipating to the back of fixture, away from patient and physician
- Arm lengths of up to 47 inches for flexibility
- Wear-resistant joint surfaces, for arm system to hold positioning for years
- Cable routing completely integrated into the fixture; no exposed wires 50,000 lux at 20 inches
- Wide (Ø 6.7 inches) field of vision
- A variety of mounting options: ceiling mount, wall mount, rail mount (fits most rail systems), table clamp and floorstand

COLOR SHADES TO MEET SPECIFIC REQUIREMENTS

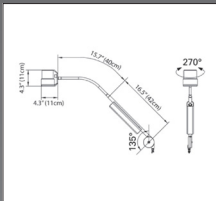
- 3500 K (warm white)
Ideal for different types of skin examinations
- 4100 K (neutral white)
Ideal for general examinations
- 4700 K (cold light)
Ideal for the recognition of different vessels for post operative treatment and small interventions

TECHNICAL DATA

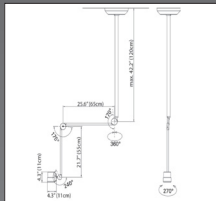
Fitted with:	1 x LED lamp
Luminous power:	50 000 Lux / 0.5 m (20")
Luminated field:	Ø 6.7 in. (17cm)
Color temperatures:	Approx. 3500 K / 4100 K / 4700 K
Operating device:	Electronic converter
Power supply:	100-240V; 50/60Hz
Cord length:	Approx. 6.5ft
Power consumption:	Approx. 25 W
Balance of joints:	Friction
Weight:	Approx. 3.3 lbs *Ceiling mount lamp: 16.5 lbs
Class of Protection:	I
Usage:	Touch panel, rocker switch (I/O)*Ceiling mount: Touch panel only
IEC Standards Met:	EN 60601-1, EN 60601-2-41
Fastening:	Ceiling, Wall mount, Rail Table clamp and Floorstand



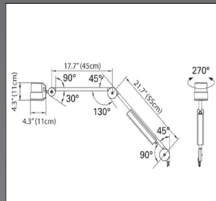
TECHNICAL DRAWING



Goose-neck Arm

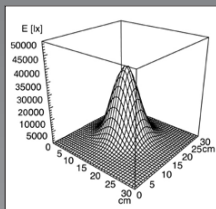
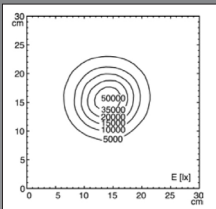


Ceiling Mount



Articulating Arm

LIGHT DISTRIBUTION



ORDERING GUIDE

S M P - E D 2 0 - X X - X X

Arm Selection

(AA = Articulating Arm)
(GN = Goose-neck Arm)

Mounting Option

(TC = Table Clamp)
(FS = Floorstand)
(CA = Channel adapter)
(RM = Rail Mount)
(CM = Single Ceiling Mount)
(WM = Wall Mount)

