



SMP-EH50

The SMP-EH50 examination light offers high performance and quality design making it the ideal choice for any healthcare facility. This examination light is constructed to offer all the features and benefits healthcare professionals require including a huge variety of mounting options. The luminaire features an optically advanced 50-watt IRC (infrared coated) halogen-xenon bulb, which provides a 3000 hour bulb life and 3400K color temperature. It is ideal for medical examinations and surgical procedures.

FEATURES AND BENEFITS

3000 hour lamp life

Light head moves 270° for superior positioning

Hospital-grade plug included

Double wall construction assures cool housing surface temperature

Includes wrap-around handle for easy positioning

73,000 lux (6800 fc) at 16"; 60,000 lux (5600 fc) at 18" powered by optically advanced 50-watt IRC (Infrared Coated) halogen Xenon lamp

3,400 K color temperature; 8" light beam

A variety of mounting options: telescopic ceiling, wall, rail mount (fits most rail systems), table clamp and floorstand

38" arm reach on ceiling, floorstand, rail, and standard wall, table mounts; 54" reach for wall, table, and rail mounts with extension models

The Goose-neck arm offers a 36" reach on floorstand, rail and standard wall and table mounts; 52" reach on wall, table, and rail mounts with extension models

Optional color correction filter to achieve greater than 4,000 K

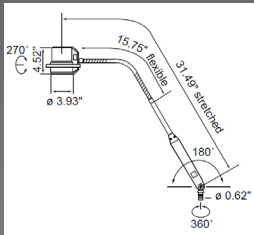
Optional 230V models also available (120V standard)

TECHNICAL DATA

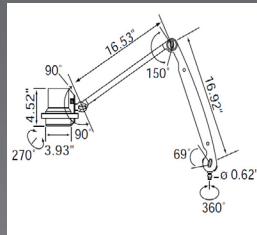
Fitted with:	1 x halogen lamp
Luminous power:	48 000 Lux / 0.5 m (19.7")
Work Equipment:	Electronic transformer
Connected Load:	120 V; 50/60 Hz
Mains Lead:	Approx. 3 m cord set with hospital grade plug
Luminaire Body:	Polycarbonate
Net Weight: Approx.	1.5 Kg (3.3 lbs)
Power consumption:	Approx. 50 W
Technology:	2-pole primary
Class of Protection:	II
Accessory:	Color correction filter (ca. 4100K)
Norms:	EN 60601-1, EN 60601-2-41
Fastening:	Telescopic ceiling, Wall, Rail mount, Table clamp and Floor stand



TECHNICAL DRAWING



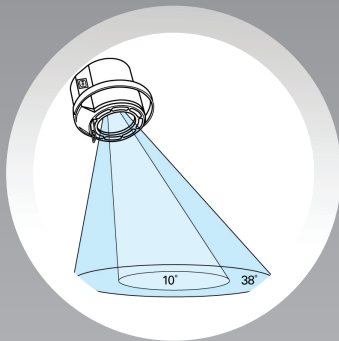
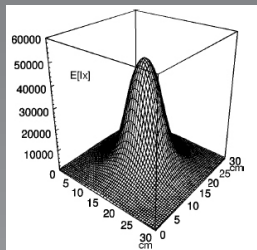
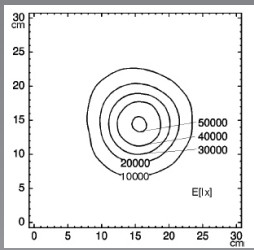
Goose-neck Arm



Articulating Arm



LIGHT DISTRIBUTION



Interchangeable lamps can be switched from spot lighting to flood lighting



Ultra durable articulating arm with internal springs



Available in Articulating arm or Goose-neck arm

ORDERING GUIDE

S M P - E H 5 0 - X X - X X

Arm Selection

(AA = Articulating Arm)
(GN = Goose-neck Arm)

Mounting Option

(TC = Table Clamp)
(FS = Floorstand)
(WM = Wall Mount)
(WE = Wall Mount and Extension Arm)
(RM = Rail Mount)
(CM = Single Ceiling Mount)



***Note: Goose-neck arm not available with single ceiling mount**